


E I V Y N D I R E

Conservatory of Musical Perception

Courses



MPT 900 MPT Full Course 12 Sessions

12 weekly listening exercises including: Instrument Comparison, Pitch Comparison, Pitch Pattern 2 & 3, Duration Comparison, Duration Pattern 2 & 3, Chord Comparison, Instrument Location, Instrument ID 2 & 3, Melody Synthesis, Chord Progressions.

Exercise Summary: Same/Different, Identification/Labeling, Dichotic listening, Auditory integration/separation, auditory figure-ground differences

<https://edgelineaudiology.thinkific.com/courses/MPT-12>

https://youtu.be/2KrGa6Czd_o



MPT 100 Instrument Comparison 1:

These exercises center on sound discrimination. A pair of notes are played. Determine if the sounds are from the SAME instrument or DIFFERENT instruments.

Exercise Summary: Same/Different Exercise

<https://edgelineaudiology.thinkific.com/courses/mpt-instrument-comparison>

[MPT 100 Instrument Comparison Sample - YouTube](#)



MPT 110 Instrument ID 1:

You will hear a single note played by different instruments. The pitch of the note is the same, but the instrument timbre will change. The *timbre* (pronounced "TAMBER") of an instrument is the quality of the sound that an instrument makes which make its sounds unique from other instruments.

Exercise Summary: Identification/Labeling Exercise

<https://edgelineaudiology.thinkific.com/courses/mpt-110-instrument-identification-1>

https://youtu.be/wQsEskuAx_g



MPT 120 Instrument ID 2:

These are dichotic listening Exercises. You will hear a different instrument in each ear. Identify the instruments.

Exercise Summary: Identification/Labeling Exercise

<https://edgelineaudiology.thinkific.com/courses/mpt-instrument-identification-2>

https://youtu.be/N_qY2v71Ydk




MPT 130 Instrument ID 3:

This is an advanced listening exercise. You will hear three different instruments playing: one in the right ear, one in the left ear, and one in the center. Identify the instruments.

Exercise Summary: Identification/Labeling Exercise, Auditory Integration/Separation Exercise, Auditory Figure-Ground differences

<https://edgelineaudiology.thinkific.com/courses/mpt-instrument-identification-3>

<https://youtu.be/ELujXModDjw>



MPT 140 Instrument Location 1:

These exercises center on perceived localization. An instrument will be auditorily panned (located) to be perceived in the left ear, mid-left, center, mid-right, or right ear. Locate the instruments.

Exercise Summary: Perceived localization Exercise

<https://edgelineaudiology.thinkific.com/courses/instrument-location>

<https://youtu.be/-x1FLn6MQhc>



MPT 200



MPT 200 Pitch Comparison:

This is a PITCH exercise. You will hear two notes. Determine if they are the SAME or DIFFERENT.

Exercise Summary: Same/Different Exercise

<https://edgelineaudiology.thinkific.com/courses/mpt-pitch-comparison>

<https://youtu.be/uzJpnc2WeLY>

MPT 220



MPT 220 Pitch Pattern 2:

This is a PITCH exercise. You will hear two notes. Determine if the change in pitch is from LOW to HIGH or from HIGH to LOW.

Exercise Summary: Identification/Labeling Exercise

<https://edgelineaudiology.thinkific.com/courses/mpt-pitch-pattern-2>

<https://youtu.be/9Lee0eu-wHE>

MPT 230



MPT 230 Pitch Pattern 3:

This is a PITCH exercise. You will hear two notes. One will repeat for three total notes. Describe the changes in pitch using LOW and HIGH.

Exercise Summary: Identification/Labeling Exercise

<https://edgelineaudiology.thinkific.com/courses/mpt-pitch-pattern-3>

<https://youtu.be/aPYBu2wDuh4>

MPT 240



MPT 240 Arpeggios 1:

These exercises center on PITCH perception. A series of notes are played in a sequence. Identify if the pitch pattern is ASCENDING or DESCENDING.

Exercise Summary: Identification/Labeling Exercise, Pattern recognition Exercise

<https://edgelineaudiology.thinkific.com/courses/mpt-arpeggios>

<https://youtu.be/jEMtonOdkio>

MPT 250



MPT 250 Chord Comparison 1:

These exercises center on complex PITCH perception. A pair of chords (multiple notes) are played. Identify if the chords are the SAME or DIFFERENT.

Exercise Summary: Same/Different Exercise

<https://edgelineaudiology.thinkific.com/courses/mpt-chord-comparison>

<https://youtu.be/HXmJjhbWKqM>

MPT 260




MPT 260 Chord Progression 1:

These exercises center on complex PITCH perception. Count the number of different chords that play in a brief piece of music.

Exercise Summary: Identification/Labeling Exercise

<https://edgelineaudiology.thinkific.com/courses/mpt-chord-progressions>

<https://youtu.be/8ZUbKQbKqaE>




MPT 300 Duration Comparison 1:

These exercises center on DURATION perception. A pair of tones are played. Identify if the tones are the SAME or DIFFERENT duration.

Exercise Summary: Same/Different Exercise

<https://edgelineaudiology.thinkific.com/courses/mpt-duration-comparison1.com>
<https://www.youtube.com/watch?v=qOX7DfQpMnYube>




MPT 320 Duration Pattern 2:

These exercises center on DURATION perception. A pair of tones are played.

Identify the duration pattern as LONG/SHORT or SHORT/LONG.

Exercise Summary: Identification/Labeling Exercise

<https://edgelineaudiology.thinkific.com/courses/mpt-duration-pattern2>
https://youtu.be/_JbQJqA6N7k



MPT 330 Duration Pattern 3:

These exercises center on DURATION perception. A pair of tones are played. One will be repeated in a 3-tone sequence. Describe the duration patterns using LONG and SHORT.

Exercise Summary: Identification/Labeling Exercise

<https://edgelineaudiology.thinkific.com/courses/mpt-duration-pattern-3>
<https://youtu.be/EOJTBTKlxZw>



MPT 340



MPT 340 Reverberation 1:

This is a DURATION exercise. You will hear a note played twice. One will have a short reverberation time. One will have a longer reverberation time. Identify the duration pattern using SHORT and LONG.

Exercise Summary: Identification/Labeling Exercise

<https://edgelineaudiology.thinkific.com/courses/mpt-reverberation>

<https://youtu.be/iBkQTaCV46s>

MPT 401



MPT 401 Amplitude Comparison 1:

These exercises practice amplitude comparison. A pair of notes are played. Determine if the VOLUME LEVEL is the SAME or DIFFERENT between notes.

Exercise Summary: Same/Different Exercise

<https://edgelineaudiology.thinkific.com/courses/mpt-401-amplitude-comparison-1>

MPT 501



MPT 501 Melody Synthesis 1:

This is an AUDITORY ORGANIZATION/MEMORY exercise. You will hear a common melody (primarily to US listeners). The melody will be separated note-by-note initially. Identify the melody. The common tempo will then be played.

Exercise Summary: Identification/Labeling Exercise

<https://edgelineaudiology.thinkific.com/courses/mpt-melody-synthesis>

<https://youtu.be/3m7F4HtKFy0>



MPT 502



MPT 502 Rhythm 1:

These are DURATION pattern exercises. You will hear two brief clips. Determine if they are the SAME or DIFFERENT.

Exercise Summary: Same/Different Exercise

<https://edgelineaudiology.thinkific.com/courses/mpt-rhythm-pattern>

<https://youtu.be/mNXpwGPjt-M>

MPT 503



MPT 503 Target Practice 1:

This is a complex listening exercise. You will first hear a "target" sound. Next, a short piece of music will play that includes the target at various times. Count the number of times the target is played.

Exercise Summary: Identification Exercise

<https://edgelineaudiology.thinkific.com/courses/mpt-target-practice>

<https://youtu.be/10vblYyLjtU>

IL 101



IL 101 Intentional Listening 1:

The Intentional Listening Series is a step-up from the Target Practice exercises. The concept is the same: you will have a target music clip to identify in a complex musical arrangement. Count the number of Targets played.

Exercise Summary: Identification Exercise

<https://edgelineaudiology.thinkific.com/courses/intentional-listening-101>



GBT 101 Instrument Comparison 1

This is an Apple GarageBand Template lesson for instrument comparison exercises.

Exercise Summary: Same/Different Exercise

<https://edgelineaudiology.thinkific.com/courses/gbt-101-instrument-comparison-1>



GBT 102 Instruments Comparison 2

This is an Apple GarageBand Template lesson for instrument comparison exercises.

Exercise Summary: Same/Different Exercise

<https://edgelineaudiology.thinkific.com/courses/gbt-102-instruments-2>



GBT 103 Instruments Comparison 3

This is an Apple GarageBand Template lesson for instrument comparison exercises.

Exercise Summary: Same/Different Exercise

<https://edgelineaudiology.thinkific.com/courses/103-instruments-3>



GBT 111 Location 1

This is an Apple GarageBand Template lesson for instrument perceived location exercises.
Perceived auditory location under headphones.

Exercise Summary: Perceived localization

<https://edgelineaudiology.thinkific.com/courses/GBT111-location-1>



GBT 112 Location 2

This is an Apple GarageBand Template lesson for instrument perceived location exercises.
Perceived auditory location under headphones.

Exercise Summary: Perceived localization

<https://edgelineaudiology.thinkific.com/courses/gbt-112-location-2>



GBT 113 Location 3

This is an Apple GarageBand Template lesson for instrument perceived location exercises.
Perceived auditory location under headphones.

Exercise Summary: Perceived localization

<https://edgelineaudiology.thinkific.com/courses/gbt-113-location-3>



GBT 121 Instrument Identification 1

This is an Apple GarageBand Template lesson for instrument identification exercises.

Exercise Summary: Identification Exercise

<https://edgelineaudiology.thinkific.com/courses/gbt-121-instrument-identification-1>



GBT 122 Instrument Identification 2

This is an Apple GarageBand Template lesson for instrument identification exercises.

Exercise Summary: Identification Exercise

<https://edgelineaudiology.thinkific.com/courses/gbt-122-instrument-identification-2>



GBT 123 Instrument Identification 3

This is an Apple GarageBand Template lesson for instrument identification exercises.

Exercise Summary: Identification Exercise

<https://edgelineaudiology.thinkific.com/courses/gbt-123-instrument-identification-3>



GBT 124 Instrument Identification 4

This is an Apple GarageBand Template lesson for instrument identification exercises.

Exercise Summary: Identification Exercise

<https://edgelineaudiology.thinkific.com/courses/gbt-124-instrument-identification-4>



GBT 125 Instrument Identification 5

This is an Apple GarageBand Template lesson for instrument identification exercises.

Exercise Summary: Identification Exercise

<https://edgelineaudiology.thinkific.com/courses/gbt-125-instrument-identification-5>



GBT 126 Instrument Identification 6

This is an Apple GarageBand Template lesson for instrument identification exercises.

Exercise Summary: Identification Exercise. Decoding, Labeling, Auditory memory

<https://edgelineaudiology.thinkific.com/courses/gbt-126-instrument-identification-6>



GBT 201 Dichotic AudioBook 1

This is an Apple GarageBand Template lesson for dichotic audiobook listening. Several templates are included with single-talker, multi-talker babble, and both male & female voices. AudioBook file is from a public domain recording.

Exercise Summary: Dichotic listening

<https://edgelineaudiology.thinkific.com/courses/GBT-201-dichotic-audiobook-1>

E I V Y N D I R E

Conservatory of Musical Perception
Courses



Suggested Courses for *DECODING* exercises:

MPT 900 12-Week Full Course

MPT 100 Instrument Comparison 1

MPT 200 Pitch Comparison 1

MPT 240 Arpeggios 1

MPT 250 Chord Comparison 1

MPT 300 Duration Comparison 1

MPT 320 Duration Pattern 2

MPT 340 Reverberation 1

MPT 502 Rhythm 1

Suggested Templates for *DECODING* exercises:

GBT 101 Instrument Comparison 1

GBT 102 Instrument Comparison 2

GBT 103 Instrument Comparison 3

E I V Y N D I R E

Conservatory of Musical Perception
Courses



Suggested Courses for *Tolerance-Fading Memory exercises:*

MPT 900 12-Week Full Course

MPT 110 Instrument Identification 1

MPT 120 Instrument Identification 2

MPT 130 Instrument Identification 3

MPT 220 Pitch Pattern 2

MPT 230 Pitch Pattern 3

MPT 240 Arpeggios 1

MPT 260 Chord Progressions 1

MPT 320 Duration Pattern 2

MPT 330 Duration Pattern 3

MPT 501 Melody Synthesis

MPT 502 Rhythm 1

MPT 502 Target Practice 1

IL 101 Intentional Listening 1

Suggested Templates for *Tolerance-Fading Memory* **exercises:**

GBT 101 Instrument Identification 1

GBT 102 Instrument Identification 2

GBT 103 Instrument Identification 3

E I V Y N D I R E
Conservatory of Musical Perception
Courses



Suggested Courses for
Auditory Integration/Separation exercises:

MPT 900 12-Week Full Course

MPT 130 Instrument Identification 3

MPT 503 Target Practice 1

IUL 101 Intentional Listening 1

Suggested Templates for
Tolerance-Fading Memory
exercises:

GBT 201 Dichotic AudioBook 1

E I V Y N D I R E
Conservatory of Musical Perception
Courses



Suggested Courses for
Auditory Organization exercises:

MPT 900 12-Week Full Course

MPT 240 Arpeggios

MPT 260 Chord Progressions

MPT 501 Melody Synthesis

MPT 502 Rhythm 1

MPT 503 Target Practice 1

IL 101 Intentional Listening 1

Suggested Templates for
Auditory Organization
exercises:

GBT 201 Dichotic AudioBook 1

E I V Y N D I R E

Conservatory of Musical Perception
Courses



Suggested Courses for *Perceived Location exercises:*

MPT 900 12-Week Full Course

MPT 130 Instrument Identification 3

MPT 140 Location 1

Suggested Templates for *Perceived Location* **exercises:**

GBT 111 Location 1

GBT 112 Location 2

GBT 113 Location 3

E I V Y N D I R E
Conservatory of Musical Perception
Courses



Suggested Courses for
Dichotic Listening exercises:

MPT 900 12-Week Full Course

MPT 120 Instrument Identification 2

MPT I30 Instrument Identification 3

Suggested Templates for
Dichotic Listening
exercises:

GBT 201 Digital AudioBook 1